

Chandrapal Dadsena
Government College,
Pithora,
Mahasamund (C.G.)

Feedback Report

2017-18

dui



S. S. S.
Principal

Chandrapal dadsena Govt.
College Pithora
Distt-Mahasamund(C.G.)

STUDENT FEEDBACK 2017-18

SCORING			
4	3	2	1
A	B	C	D
Very good	Good	Satisfactory	Unsatisfactory

Questions Student-Academic Feedback form

Q. Code	Parameters
Q1	Depth of the course content including project work, if any
Q2	Extent of coverage of course
Q3	Applicability / relevance to real life situations
Q4	Learning value (in terms of knowledge, concepts, manual skills, and analytical abilities and broadening perspectives)
Q5	Clarity and relevance of textual reading material
Q6	Relevance of additional source material (online/library)
Q7	Extent of effort required by students
Q8	Provision of sufficient time for feedback
Q9	Overall rating

Questions Student-Faculty Feedback form

Q. Code	Parameters
Q1	Knowledge base of the teacher (as perceived by student)
Q2	Communication Skills (in terms of articulation and comprehensibility)
Q3	Sincerity / Commitment of the teacher
Q4	Interest generated by the teacher
Q5	Ability to integrate course material with environment/other issues, to provide a broader perspective
Q6	Ability to integrate content with other courses
Q7	Accessibility of the teacher in and out of the class (includes availability of the teacher to motivate further study and discussion outside class)
Q8	Ability to design quizzes/Tests/ assignments/ examinations and projects to evaluate students understanding of the course
Q9	Overall rating

Questions Teachers-Academic Feedback form

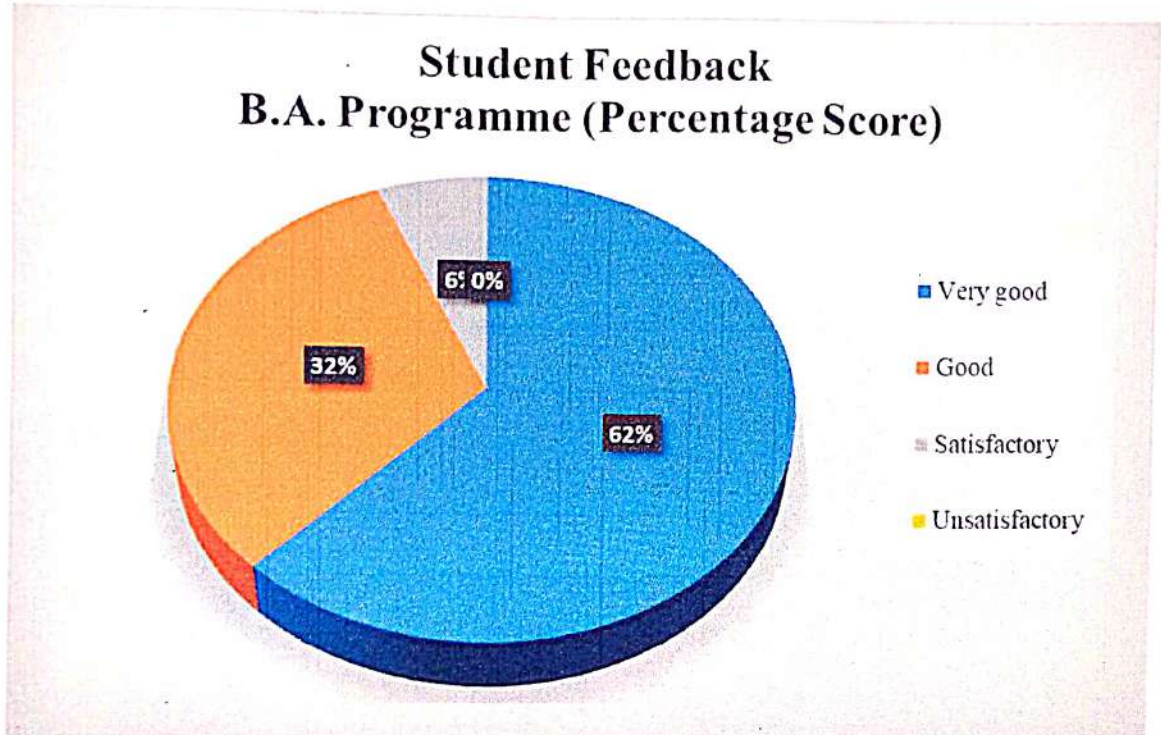
Q. Code	Parameters
Q1	Depth of the course content including project work, if any
Q2	Extent of coverage of course
Q3	Applicability / relevance to real life situations
Q4	Learning value (in terms of knowledge, concepts, manual skills, and analytical abilities and broadening perspectives)
Q5	Clarity and relevance of textual reading material
Q6	Relevance of additional source material (online/library)
Q7	Extent of effort required by students
Q8	Provision of sufficient time for feedback
Q9	Overall rating



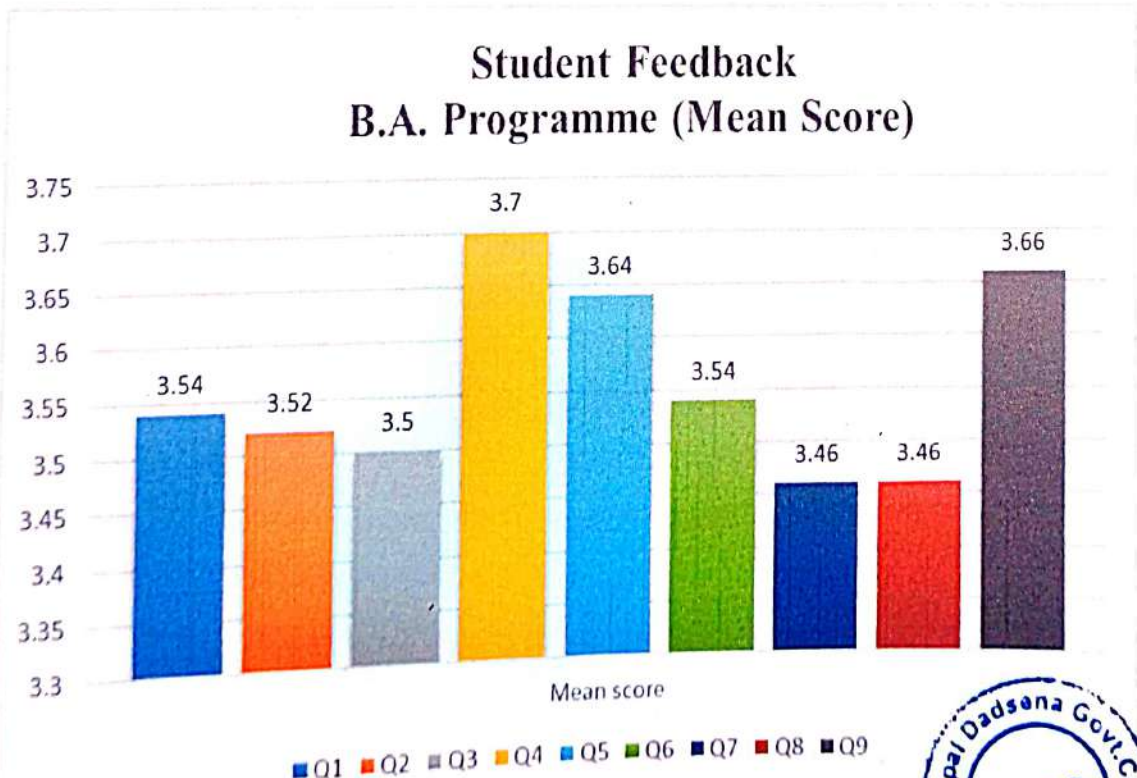
Result Analysis & Reports

No. of students participating – B.A. Programme (50) = Total 186

Student Feedback – B.A. Programme



PERCENT RESPONSE

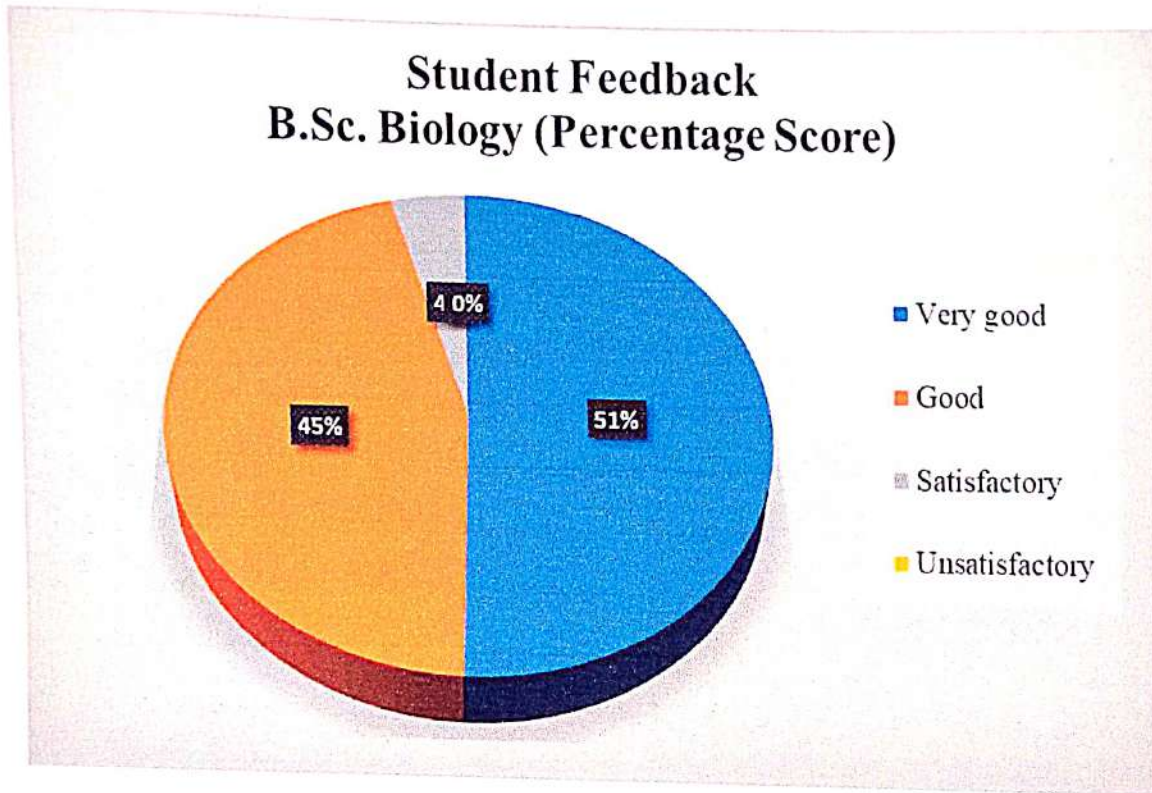


Suman
Principal

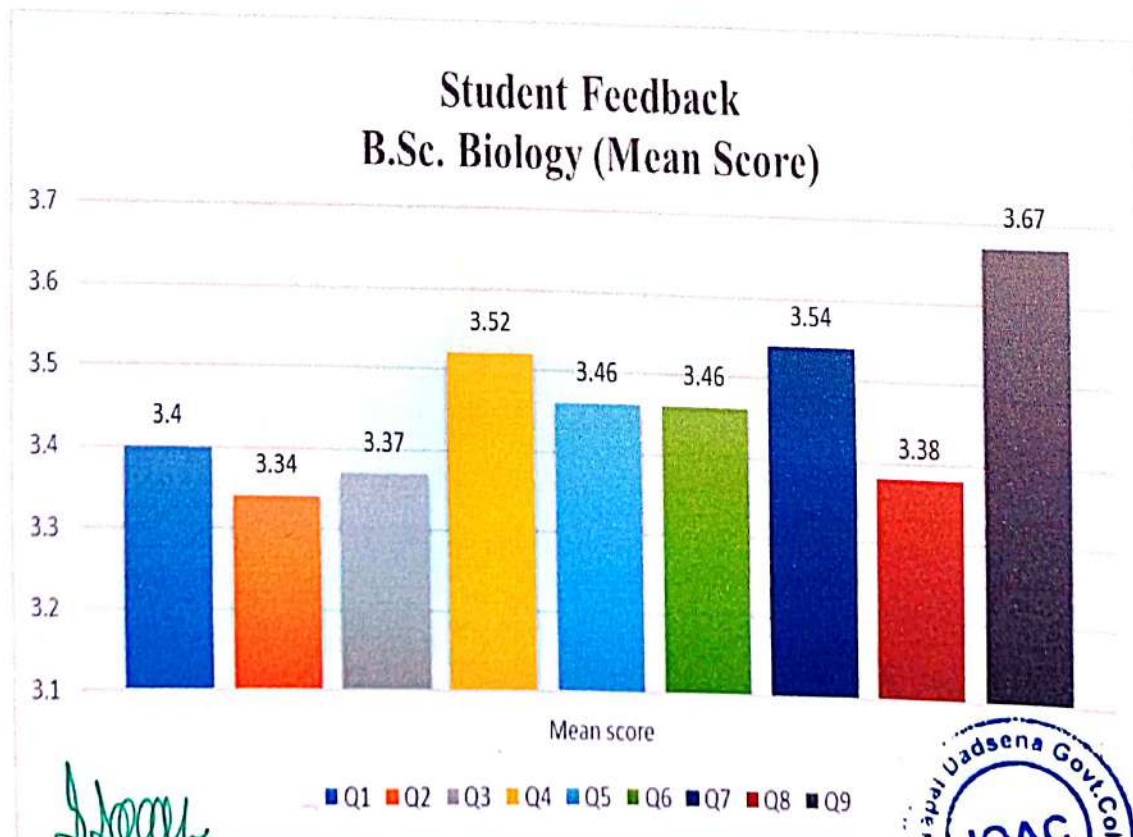


No. of students participating – B.Sc. Biology (52) = Total 52

Student Feedback – B.Sc. Biology



PERCENT RESPONSE



[Signature]
Principal

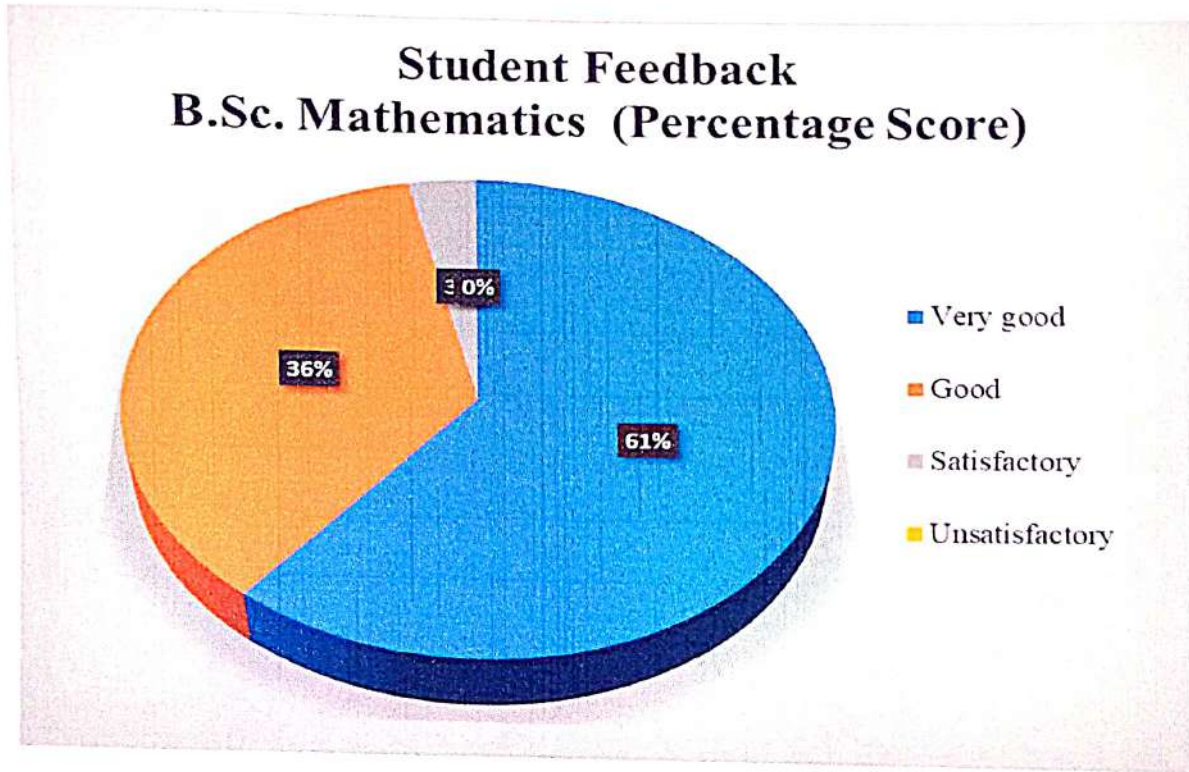
Govt. College, Dadsena
Distt. Mahasamund, Jh (C.G.)



No. of students participating – B.Sc. Mathematics (20) = Total 20

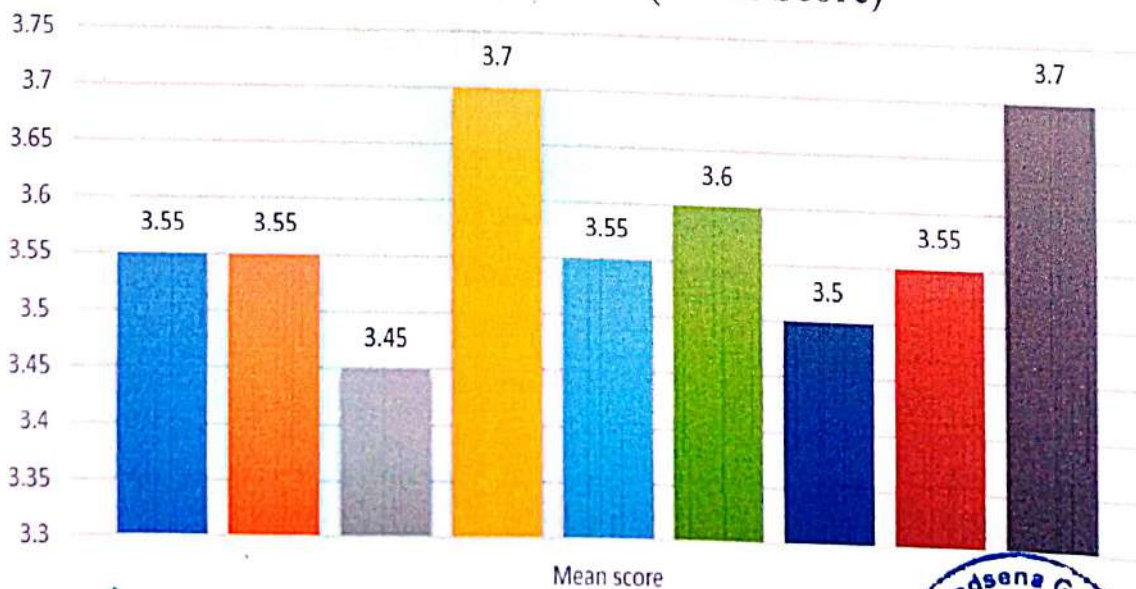
Student Feedback – B.Sc. Mathematics

Student Feedback B.Sc. Mathematics (Percentage Score)



PERCENT RESPONSE

Student Feedback B.Sc. Mathematics (Mean Score)



Soreen
Principal

Govt. College Filthra

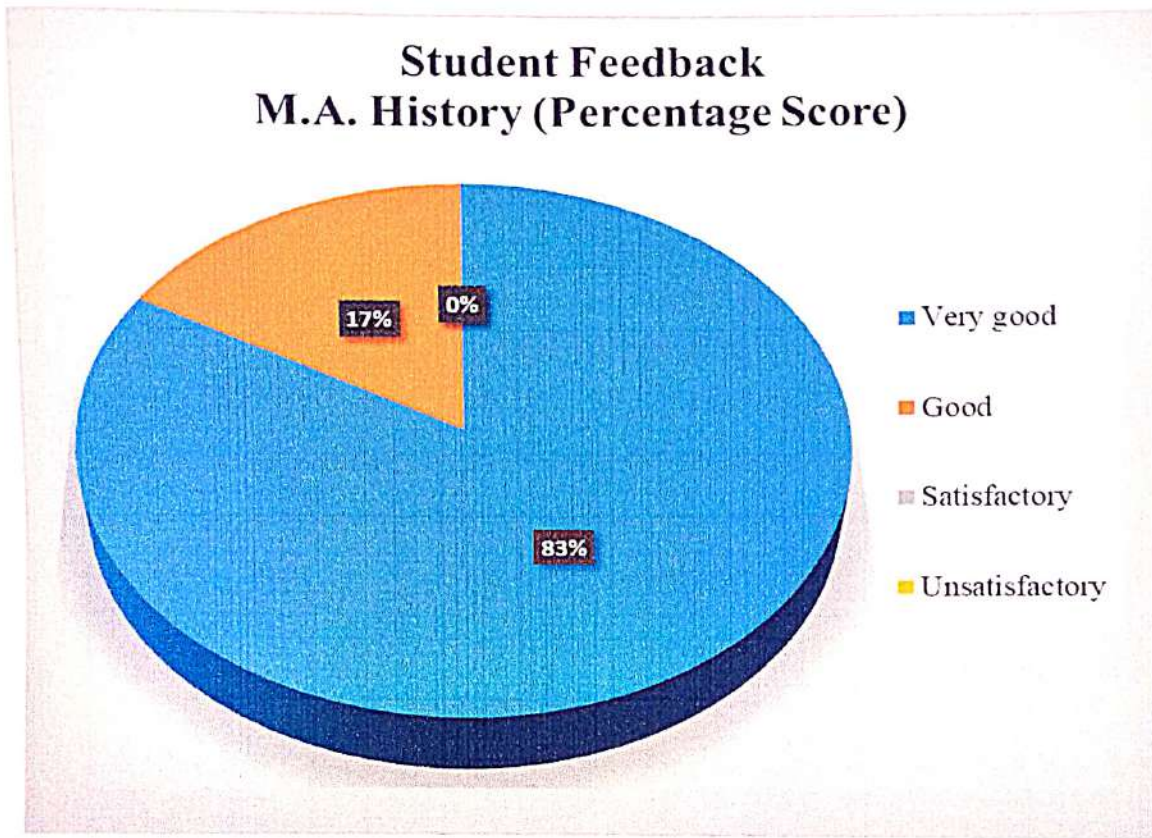
Distt. Manasa Ambnagar, G.

■ Q1 ■ Q2 ■ Q3 ■ Q4 ■ Q5 ■ Q6 ■ Q7 ■ Q8 ■ Q9

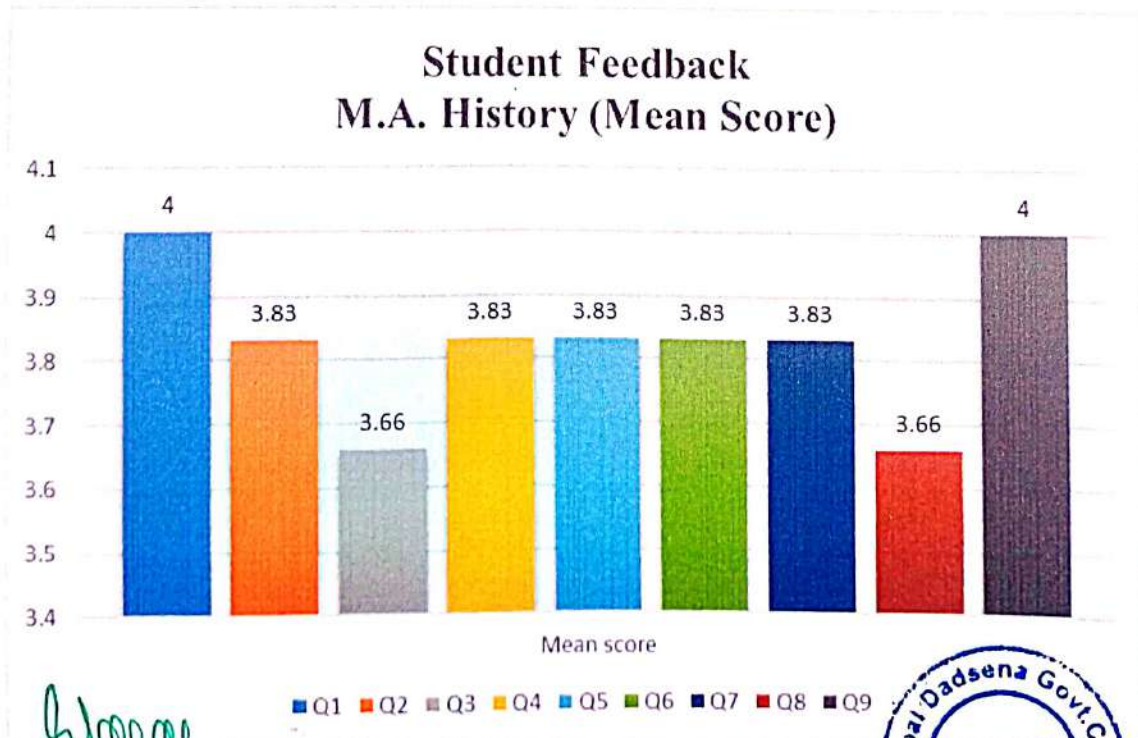


No. of students participating – M.A. History (6) = Total 6

Student Feedback – M.A. History



PERCENT RESPONSE



Green
Principal

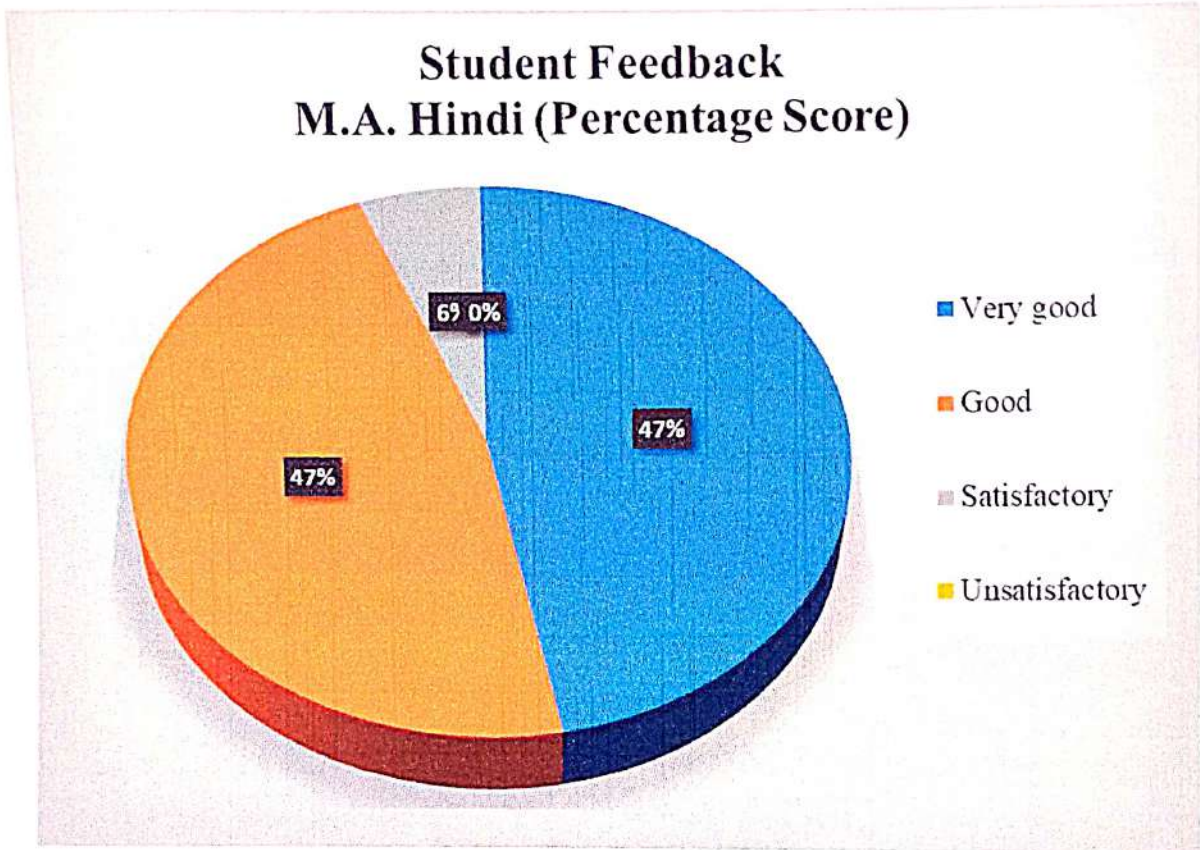
Govt College Pithorā

Dist. Varanasi (U.P.)

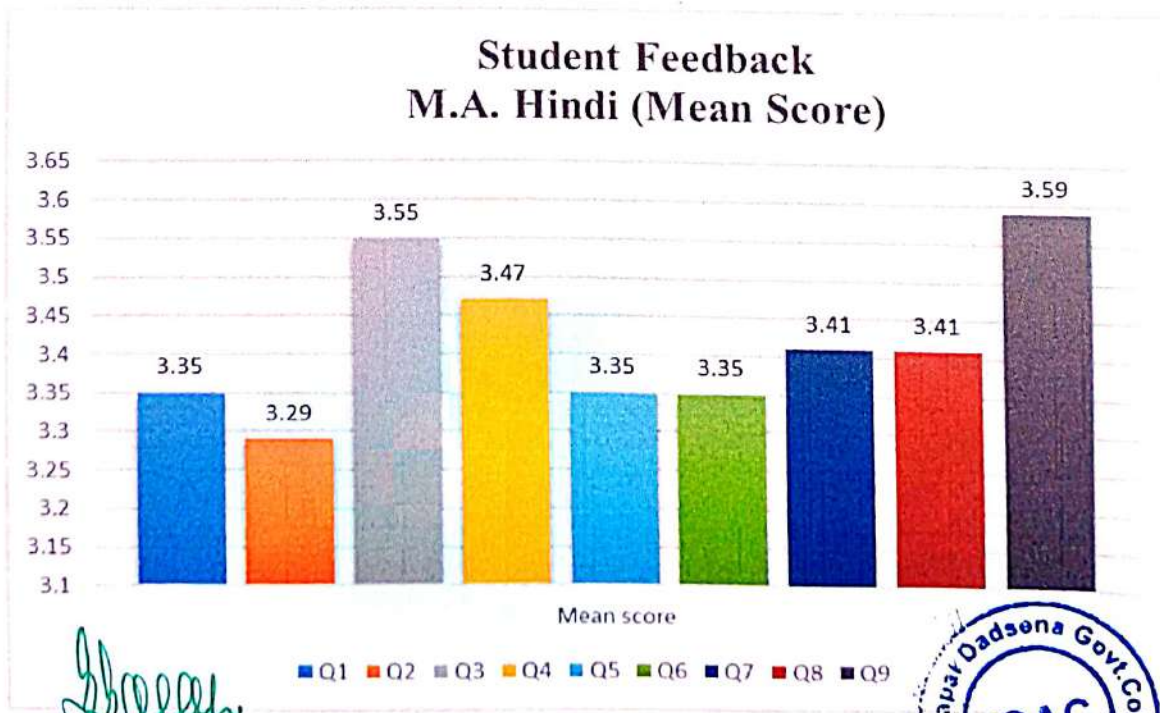


No. of students participating – M.A. Hindi (17) = Total 17

Student Feedback – M.A. Hindi



PERCENT RESPONSE



Shree
Principal

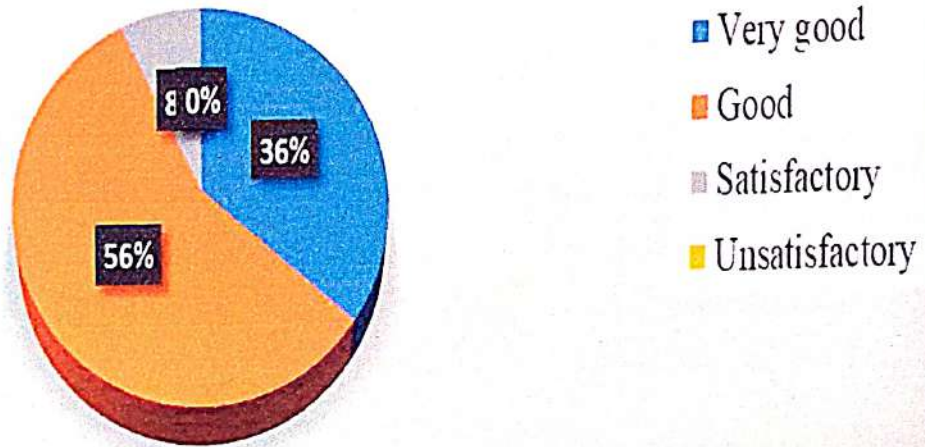
Govt. College, Itihara
Distt. Mahasamund (C.G.)



No. of students participating – P.G.D.C.A (60) = Total 60

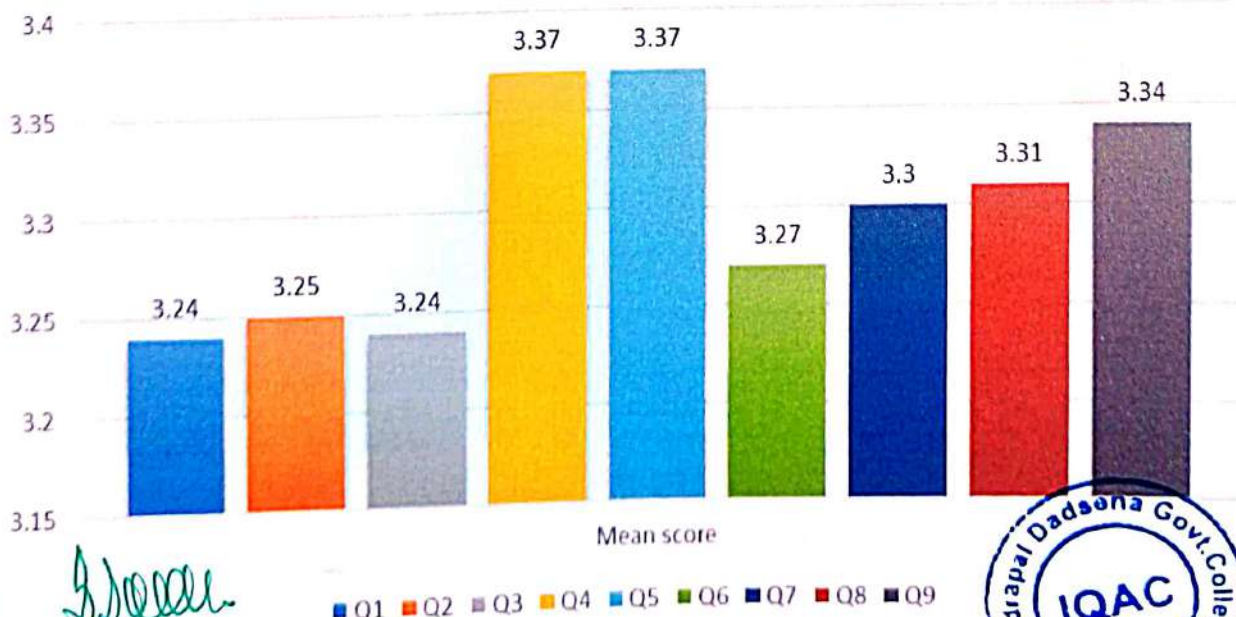
Student Feedback - P.G.D.C.A

PGDCA Student Feedback (Percentage Score)



PERCENT RESPONSE

PGDCA Student Feedback (Mean Score)



S. J. Patel
Principal

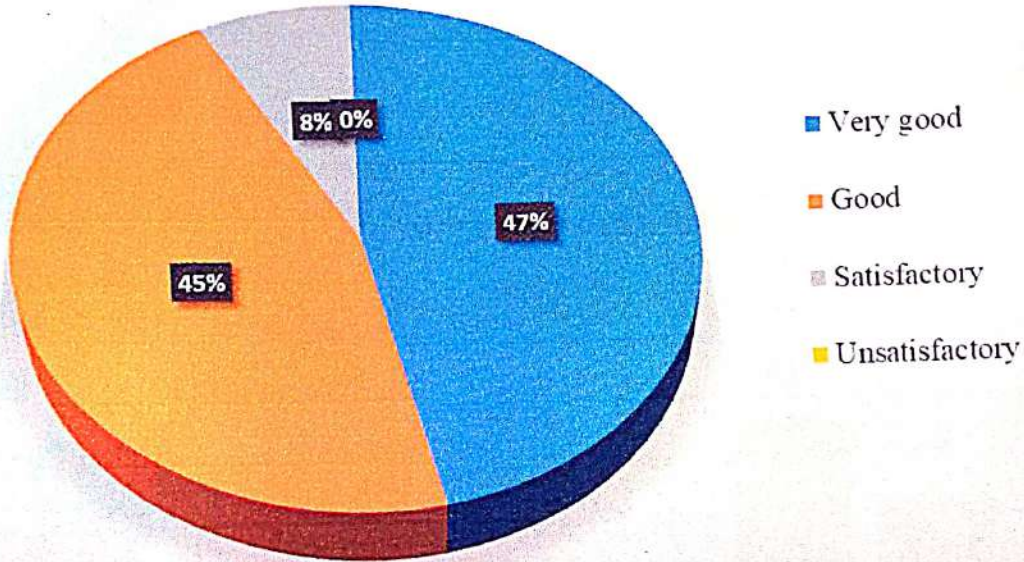
Govt College Nithora
Dist. Vadodra (G.)



No. of students participating – D.C.A (34) = Total 34

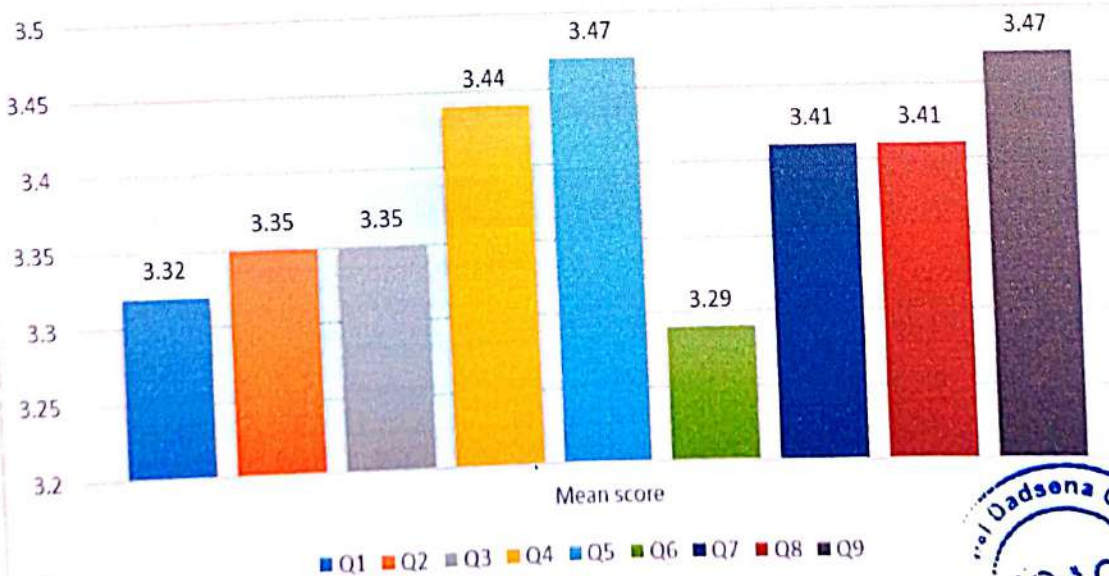
Student Feedback - D.C.A

DCA Student Feedback (Percentage Score)



PERCENT RESPONSE

DCA Student Feedback (Mean Score)



S. K. Singh
Principal

Govt. College Fithra
Dist. Mansbani, CO



Faculty Student Feedback

Abbreviations	Name of Faculty	Mean Score
A	Dr. S. S. Tiwari	3.66
B	Dr. S. S. Diwan	3.56
C	Dr. P. K. Ravi	3.56
D	Dr. Shruti Jha	3.52
E	Dr. Pramila Nagwanshi	3.57
F	Smt. Pratima Chandrakar	3.67
G	Mr. Jitendra Kumar Patel	3.58

Faculty Student Feedback Faculty Overall Mean Score



PERCENT RESPONSE TO FACULTY

FACULTY	VGOOD	GOOD	SAT	UNSAT
A	66.22	33.78	0	0
B	59.55	37.78	2.67	0
C	59.55	36.89	3.56	0
D	58.22	35.78	6.00	0
E	61.78	33.55	4.67	0
F	70.44	26.44	3.12	0
G	64.32	30.68	5.00	0

S. S. Tiwari
Principal

Govt. College, Dadasena
Distt. Mahasarakar, Jharkhand



Faculty Overall Score



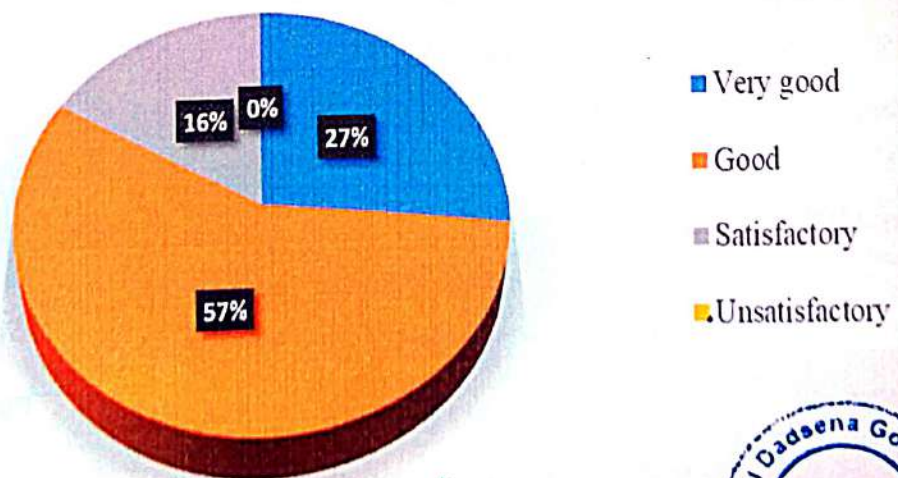
FACULTY FEEDBACK 2017-18

SCORING			
4	3	2	1
A	B	C	D
Very good	Good	Satisfactory	Unsatisfactory

No. of Faculty participating – 13

Faculty Feedback – Academic

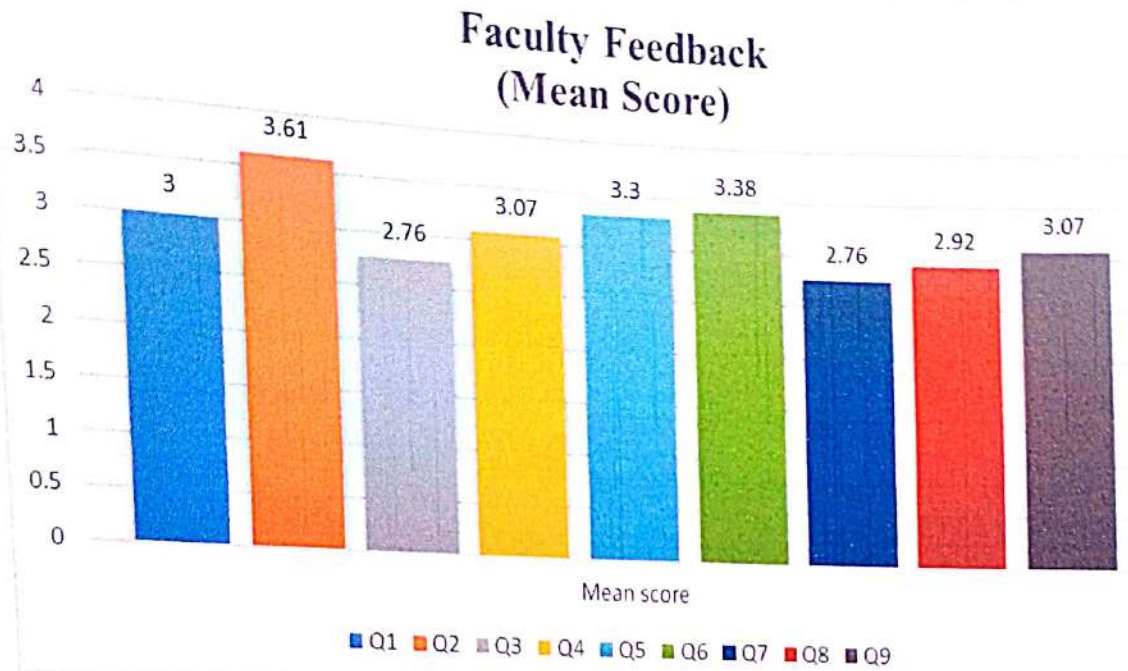
Faculty Feedback (Percentage Score)



S. S. S.
Principal



PERCENT RESPONSE



ACTION TAKEN REPORT

The overall score given by students and faculty was circulated among the faculty members, guest faculty and JBS faculty in meeting and advice to take necessary measures with the request for improvement in teaching.



Name of Faculty

Professor in charge

Feedback

Principal

Chandrapal dadsena C.
College Pithora
Distt-Mahasamund(C.G.)

Summary of feedback Analysis: Result, Interpretation & Action Taken Report

Session 2017-18

Students' Overall Rating for the program

Q. No.	Parameters	Very Good	Good	Satisfactory	Unsatisfactory	Total
Q1	Depth of the course content including project work, if any	46.56%	47.71%	5.73%	0%	100%
Q2	Extent of coverage of course	45.04%	48.85%	6.11%	0%	100%
Q3	Applicability / relevance to real life situations	44.27%	49.62%	6.11%	0%	100%
Q4	Learning value (in terms of knowledge, concepts, manual skills, and analytical abilities and broadening perspectives)	57.25%	37.40%	5.34%	0%	100%
Q5	Clarity and relevance of textual reading material	54.20%	40.08%	5.73%	0%	100%
Q6	Relevance of additional source material (online/library)	46.56%	48.09%	5.34%	0%	100%
Q7	Extent of effort required by students	52.29%	40.46%	7.25%	0%	100%
Q8	Provision of sufficient time for feedback	45.42%	49.24%	5.34%	0%	100%
Q9	Overall rating	60.69%	33.97%	5.34%	0%	100%
Overall percentage of Student feedback		50.25%	43.94%	5.81%	0%	100%

Duly filled Student feedback forms of 262 students of B.A., B.Sc., B. Com., M.A. (History, Hindi) for the session 2017-18 have been collected offline. Results of feedback reveals that 50.25 % students rated the program 'very good', 43.94 % rated it 'good', 5.81 % rated it 'satisfactory' and no one finds it 'unsatisfactory'. However, the college is consistently working for improvement.



S. S. S.
Principal
Chandrapal Dadsena Govt.
College Pithora
Distt. Mahasamund (C.G.)

Students' Overall Rating for the teachers

Q. No.	Parameters	Very Good	Good	Satisfactory	Unsatisfactory	Total
Q1	Knowledge base of the teacher (as perceived by student)	64.86%	32%	3.14%	0%	100%
Q2	Communication Skills (in terms of articulation and comprehensibility)	62.57%	33.71%	3.71%	0%	100%
Q3	Sincerity / Commitment of the teacher	60.29%	35.43%	4.29%	0%	100%
Q4	Interest generated by the teacher	64.29%	32.29%	3.43%	0%	100%
Q5	Ability to integrate course material with environment/other issues, to provide a broader perspective	61.14%	35.43%	3.43%	0%	100%
Q6	Ability to integrate content with other courses	59.14%	37.43%	3.43%	0%	100%
Q7	Accessibility of the teacher in and out of the class (includes availability of the teacher to motivate further study and discussion outside class)	60.57%	35.14%	4.29%	0%	100%
Q8	Ability to design quizzes/Tests/ assignments/ examinations and projects to evaluate students understanding of the course	59.71%	36%	4.29%	0%	100%
Q9	Overall rating	71.43%	26.57%	2%	0%	100%
Overall percentage of Students' feedback		62.67%	33.78%	3.56%	0%	100%

In Students' feedback for teachers, results of feedback reveal that students rated all the teachers 'satisfactory' and above. In teaching skills of teachers 62.67% of students rated 'very good' 33.78% rated it 'good', 3.56% rated it 'satisfactory' and 0% 'unsatisfactory' and students are also satisfied with the online teaching of the faculties. However, there remains always a scope for improvement and college always works for it.



[Signature]
Principal


Chandrapal Dadsena Govt.
College Pithora
Distt-Mahasamund (C.G.)

Teachers' Overall Rating for the program

Q. No.	Parameters	Very Good	Good	Satisfactory	Unsatisfactory	Total
Q1	Depth of the course content including project work, if any	15.38%	69.23%	15.38%	0%	100%
Q2	Extent of coverage of course	61.54%	38.46%	0%	0%	100%
Q3	Applicability / relevance to real life situations	0%	76.92%	23.08%	0%	100%
Q4	Learning value (in terms of knowledge, concepts, manual skills, and analytical abilities and broadening perspectives)	30.77%	46.15%	23.08%	0%	100%
Q5	Clarity and relevance of textual reading material	38.46%	53.85%	7.69%	0%	100%
Q6	Relevance of additional source material (online/library)	38.46%	61.54%	0%	0%	100%
Q7	Extent of effort required by students	7.69%	61.54%	30.77%	0%	100%
Q8	Provision of sufficient time for feedback	23.08%	46.15%	30.77%	0%	100%
Q9	Overall rating	23.08%	61.54%	15.38%	0%	100%
Overall percentage of Teachers' feedback		26.50%	57.26%	16.24%	0%	100%

Duly filled Teachers' feedback forms from 13 teachers of B.A., B.Sc., B. Com., M.A. (History, Hindi) Program for the session 2017-18 have been collected offline. Results of feedback reveals that 26.50 % teachers believe that program is 'very good', 57.26% find it 'good', 16.24% find it 'satisfactory' and no one finds it 'unsatisfactory'. However, these remains always a scope for improvement and college always works for it and it will be helpful to teachers.




 Principal
 Chandrapal Dadsena Govt.
 College Pithora
 Distt-Mahasamund (C.G.)

Parents' Feedback Overall Rating

Q. No.	Parameters	Very Good	Good	Satisfactory	Unsatisfactory	Total
Q1	Guidance provided by the teachers for exam preparation	25.86%	52.30%	20.11%	1.72%	100%
Q2	Contribution of the college in the personality development of the students	22.41%	51.72%	22.99%	2.87%	100%
Q3	Interest taken by the college management in solving your problems	21.26%	47.13%	27.59%	4.02%	100%
Q4	The College environment for competitive exams	21.84%	51.72%	23.56%	2.87%	100%
Q5	The Level of the teacher-student relationship	26.44%	56.90%	16.67%	0%	100%
Q6	The Standard of syllabus prescribed for different classes	22.99%	56.32%	18.97%	1.72%	100%
Q7	The college's response to your complaints	14.37%	41.95%	39.08%	4.60%	100%
Q8	The level of teaching of the professors	30.46%	46.55%	20.11%	2.87%	100%
Q9	Level of personal relationship of the professors with the students	20.69%	55.17%	21.84%	2.30%	100%
Q10	The status of the college in terms of modern education tools	21.26%	50%	22.41%	6.32%	100%
Overall percentage of Parents' feedback		22.76%	50.98%	23.33%	2.93%	100%

Duly filled Parents' feedback forms from 174 Parents for the session 2017-18 have been collected offline. Results of feedback reveals that 22.76 % parents rated it 'very good', 50.98% find it 'good', 23.33% find it 'satisfactory' and 2.93% find it 'unsatisfactory'. 2.93% of parents who find it unsatisfactory, rated 'unsatisfactory' in respect of 'Interest taken by the college management in solving your problems', & unsatisfaction for 'The status of the college in terms of modern education tools' is due to Lack of interaction and coordination and unawareness of parents who do not visit colleges with their wards as majority of parents are either farmers or agricultural labourers who live in villages and busy with their daily course.



Sloana
Principal


Chandrapal Dadsena Govt. College Pitroda
Distt-Mahasamund (C.G.)

Alumni's Feedback Overall Rating

Q. No.	Parameters	Excellent	Very Good	Good	Satisfactory	Unsatisfactory	Total
Q1	Your experience regarding learning in this college	61.29%	35.48%	0%	0%	3.23%	100%
Q2	Standard of education system in the college	45.16%	48.39%	3.23%	0%	3.23%	100%
Q3	How was the college management	45.16%	45.16%	6.45%	0%	3.23%	100%
Q4	The level of guidance from the professors	80.65%	12.90%	3.23%	0%	3.23%	100%
Q5	Experience with practical work and laboratory staff in the college	32.26%	32.26%	25.81%	3.23%	6.45%	100%
Q6	Level of sports system in the college	41.94%	41.94%	9.68%	3.23%	3.23%	100%
Q7	Level of improvement in the educational system of the college in the present time as compared to the past	48.39%	38.71%	6.45%	3.23%	3.23%	100%
Q8	What was the level of cultural activities in the college	45.16%	48.39%	0%	0%	6.45%	100%
Q9	What was the role of the college in the development of moral values	61.29%	29.03%	3.23%	3.23%	3.23%	100%
Q10	How was the behaviour of the professors towards the students	67.74%	25.81%	3.23%	3.23%	0%	100%
Overall percentage of Alumni's feedback		52.90%	35.81%	6.13%	1.61%	3.55%	100

Duly filled Alumni's feedback forms from 31 Alumni for the session 2017-18 have been collected online. All the alumni feel proud as the students of this college. Results of feedback reveals that 52.90 % alumni rated it 'Excellent', 35.81% find it 'very good', 6.13% find it 'good', 1.61% find it 'satisfactory' and 3.55% find it 'unsatisfactory'. Their suggestions are welcomed & college is consistently working for improvement.




 Principal
 Chandrapal Dadsena Govt.
 College Pithora
 Distt. M. Pithora (C.G.)

Employer's Feedback Overall Rating

Q. No.	Parameters	Very Good	Good	Satisfactory	Unsatisfactory	Total
Q1	Working level of the employee	66.67%	33.33%	0%	0%	100%
Q2	Discipline level of the employee	66.67%	33.33%	0%	0%	100%
Q3	Behavior of the employee with his/her colleagues	66.67%	33.33%	0%	0%	100%
Q4	Does the employee use his ability/skills in the interest of the organization	100%	0%	0%	0%	100%
Q5	Are the tasks assigned to the employee completed within the time limit	66.67%	33.33%	0%	0%	100%
Q6	Level of use of modern technologies by the employee	66.67%	33.33%	0%	0%	100%
Q7	Employee's level of loyalty to towards the organization	100%	0%	0%	0%	100%
Q8	Level of employee's ethics/morality	66.67%	33.33%	0%	0%	100%
Q9	Employee's attitude towards the problems that arise	100%	0%	0%	0%	100%
Q10	Personality of the employee	66.67%	33.33%	0%	0%	100%
Overall percentage of Employer's feedback		76.67%	23.33%	0%	0%	100%

Duly filled Employers' feedback forms for the session 2021-22 have been collected online. All the employers are satisfied with their employees (students of this college) in terms of their skills, behaviour, performance, personality, loyalty, moral & ethics. Results of feedback reveals that 76.67 % employers rated it 'very good', 23.33% find it 'good', and no one find it 'satisfactory' & 'unsatisfactory'. Their suggestions are welcomed & college is consistently working for overall improvement of the present batches.

Action Taken by Feedback Committee

The feedback has been taken from students for their respective courses and faculties, parents, alumni, & employer. Suggestions and problems discussed in staff council meeting. Problem and suggestion have been resolved through proper discussion and actions were taken for betterment. In staff council meeting feedback of faculties and their performance were discussed. All faculties were advised to conduct extra classes and to resolve the difficulties of students and modify teaching styles as per the present needs.




Principal
 Chandrapal Dadsena Govt.
 College Pithora
 Dist. Mahasamundri